

## TRANSCRIPTION FACTOR EB RABBIT MAB

货号: N263574

产品全名: Transcription Factor EB 兔单克隆抗体

基因符号 TFEB; BHLHE35; Transcription factor EB; Class E basic helix-loop-helix protein 35; bHLHe35

**UNIPROT ID:** P19484

背景: Transcription factor that acts as a master regulator of lysosomal biogenesis, autophagy, lysosomal exocytosis, lipid catabolism, energy metabolism and immune response (PubMed:21617040, PubMed:22576015, PubMed:22343943, PubMed:22692423, PubMed:30120233, PubMed:31672913)

抗原: Recombinant protein of human TFEB

经过测试的应用: WB,IHC-F,IHC-P,ICC/IF,IP

推荐稀释比: WB: 1/500-1/1000 IHC: 1/50-1/100 IF: 1/50-1/200 IP: 1/20

种属反应性: Rabbit

克隆性: Rabbit Monoclonal

克隆编号: R05-0D7

分子量: Calculated MW: 53 kDa; Observed MW: 65-70 kDa

亚型: IgG

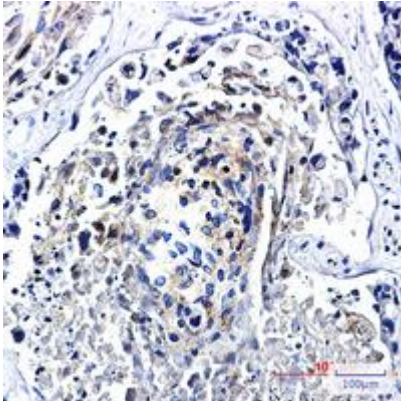
纯化: Affinity Purified

种属反应性: Human

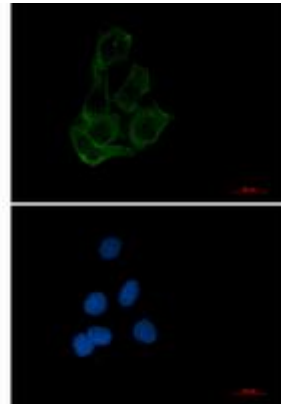
成分: PBS (without Mg<sup>2+</sup> and Ca<sup>2+</sup>), pH 7.3 containing 50% glycerol, 0.5% BSA and 0.02% sodium azide

研究领域: Tags & Cell Markers

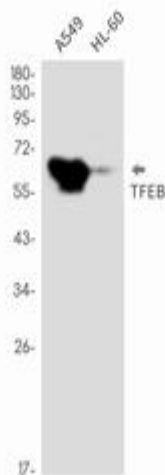
储存和运输: Store at -20°C. Avoid repeated freezing and thawing



Immunohistochemistry analysis of paraffin-embedded Human lung cancer tissue using TFEB antibody. High-pressure and temperature Sodium Citrate pH 6.0 was used for antigen retrieval.



Immunocytochemistry analysis of HeLa cells using Transcription Factor EB (green) antibody and DAPI (blue).



Western blot analysis of TFEB in A549, HL-60 lysates using TFEB antibody.