

## TISSUE FACTOR RABBIT MAB

货号: N263580

产品全名: Tissue Factor 兔单克隆抗体

基因符号 F3; Tissue factor; TF; Coagulation factor III; Thromboplastin; CD antigen CD142

**UNIPROT ID:** P13726

背景: Initiates blood coagulation by forming a complex with circulating factor VII or VIIa. The [TF:VIIa] complex activates factors IX or X by specific limited proteolysis. TF plays a role in normal hemostasis by initiating the cell-surface assembly and propagation of the coagulation protease cascade.

抗原: Recombinant protein of human Tissue Factor

经过测试的应用: WB,IHC-F,IHC-P,ICC/IF,IP

推荐稀释比: WB: 1/500-1/1000 IHC: 1/50-1/100 IF: 1/50-1/200 IP: 1/20

种属反应性: Rabbit

克隆性: Rabbit Monoclonal

克隆编号: R01-8E5

分子量: Calculated MW: 33 kDa; Observed MW: 45 kDa

亚型: IgG

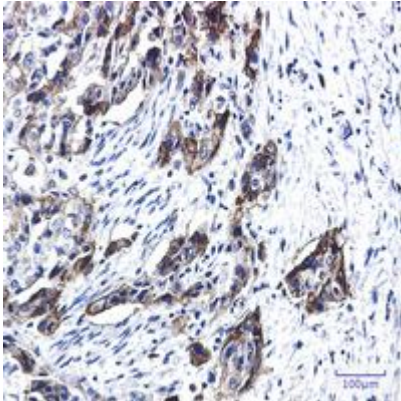
纯化: Affinity Purified

种属反应性: Human

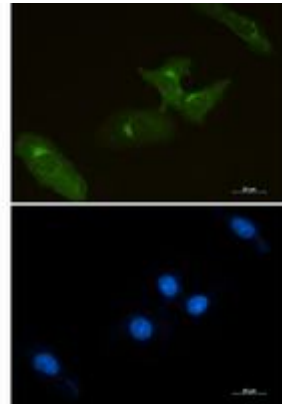
成分: PBS (without Mg<sup>2+</sup> and Ca<sup>2+</sup>), pH 7.3 containing 50% glycerol, 0.5% BSA and 0.02% sodium azide

研究领域: Cardiovascular


储存和运输: Store at -20°C. Avoid repeated freezing and thawing



Immunohistochemistry analysis of paraffin-embedded Human lung cancer tissue using Tissue Factor antibody. High-pressure and temperature Sodium Citrate pH 6.0 was used for antigen retrieval.



Immunocytochemistry analysis of Tissue Factor (green) in SKOV-3 using Tissue Factor antibody, and DAPI (blue).



Western blot analysis of Tissue Factor in A549, HL-60, U2OS lysates using Tissue Factor antibody.