

THIOREDOXIN REDUCTASE 2 RABBIT MAB

货号: N263042

产品全名: Thioredoxin Reductase 2 兔单克隆抗体

基因符号 mitochondrial; selenoprotein Z; SELZ; Thioredoxin reductase 2; Thioredoxin reductase 2 mitochondrial; thioredoxin reductase 3; thioredoxin reductase beta; Thioredoxin reductase TR3; TR 3; TR; TR beta; TR-beta; TRXR 2; TRXR2; TRXR2_HUMAN; TXNRD 2; Txnrd2.

UNIPROT ID: Q9NNW7

背景: Maintains thioredoxin in a reduced state. Implicated in the defenses against oxidative stress. May play a role in redox-regulated cell signaling.

抗原: A synthetic peptide of human TXNRD2

经过测试的应用: WB,IHC-P

推荐稀释比: WB: 1/500-1/1000 IHC: 1/50-1/100

种属反应性: Rabbit

克隆性: Rabbit Monoclonal

克隆编号: R02-2D6

分子量: Calculated MW: 57 kDa; Observed MW: 57 kDa

亚型: IgG

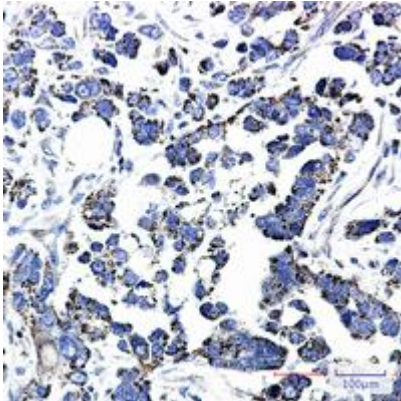
纯化: Affinity Purified

种属反应性: Human,Mouse

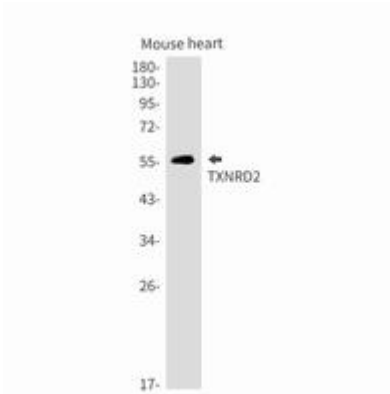
成分: PBS (without Mg²⁺ and Ca²⁺), pH 7.3 containing 50% glycerol, 0.5% BSA and 0.02% sodium azide

研究领域: Cell Biology


储存和运输: Store at -20°C. Avoid repeated freezing and thawing



Immunohistochemistry analysis of paraffin-embedded Human Cholangiocarcinoma using TXNRD2 antibody. High-pressure and temperature Sodium Citrate pH 6.0 was used for antigen retrieval.



Western blot analysis of TXNRD2 in mouse heart lysates using Thioredoxin Reductase 2 antibody.



Western blot analysis of TXNRD2 in K562, HeLa lysates using TXNRD2 antibody.