

SNX5 RABBIT MAB

货号: N261614

产品全名: SNX5 兔单克隆抗体

基因符号 Sorting nexin-5

UNIPROT ID: Q9Y5X3

背景: Involved in several stages of intracellular trafficking.

抗原: Recombinant protein of human SNX5

经过测试的应用: WB, ICC/IF, IP

推荐稀释比: WB: 1/500-1/1000 IF: 1/50-1/200 IP: 1/20

种属反应性: Rabbit

克隆性: Rabbit Monoclonal

克隆编号: R06-8H7

分子量: Calculated MW: 47 kDa; Observed MW: 47 kDa

亚型: IgG

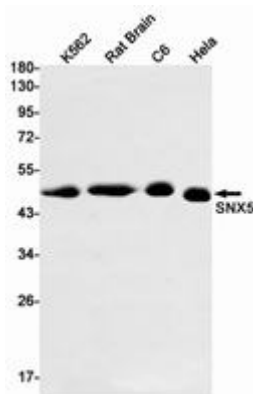
纯化: Affinity Purified

种属反应性: Human, Mouse and Rat

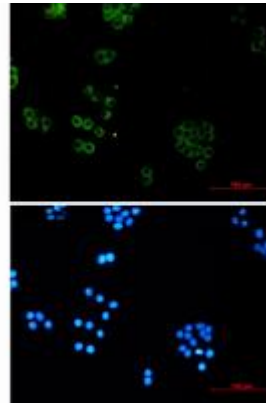
成分: PBS (without Mg²⁺ and Ca²⁺), pH 7.3 containing 50% glycerol, 0.5% BSA and 0.02% sodium azide

研究领域: Signal Transduction


储存和运输: Store at -20°C. Avoid repeated freezing and thawing



Western blot analysis of SNX5 in K562, rat Brain, C6, HeLa lysates using SNX5 antibody



Immunocytochemistry analysis of SNX5 (green) in HeLa using SNX5 antibody, and DAPI (blue).



Western blot analysis of SNX5 in mouse spleen, mouse brain lysates using SNX5 antibody.