

## PPAR ALPHA RABBIT PAB

货号: N225396

产品全名: PPAR alpha 兔多抗

基因符号 PPARG; NR1C1; PPAR; Peroxisome proliferator-activated receptor alpha; PPAR-alpha; Nuclear receptor subfamily 1 group C member 1

**UNIPROT ID:** Q07869

背景: Ligand-activated transcription factor.

抗原: The antiserum was produced against synthesized peptide derived from human PPAR-alpha. AA range:6-55

经过测试的应用: WB,IHC-F,IHC-P,ICC/IF,ELISA

推荐稀释比: WB: 1/500-1/1000 IHC: 1/50-1/100 IF: 1/50-1/200 ELISA: 1/10000

种属反应性: Rabbit

克隆性: Rabbit Polyclonal

分子量: Calculated MW: 52 kDa; Observed MW: 52 kDa

亚型: IgG

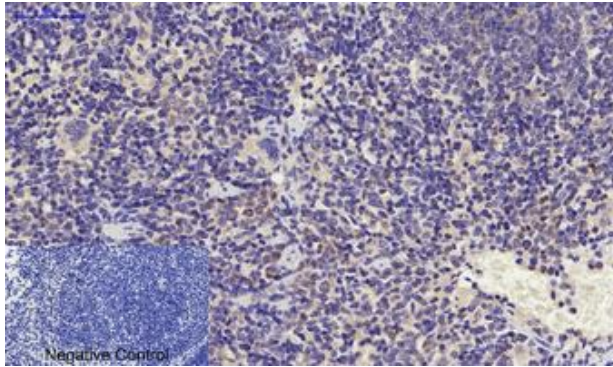
纯化: Affinity Purified

种属反应性: Human, Mouse and Rat

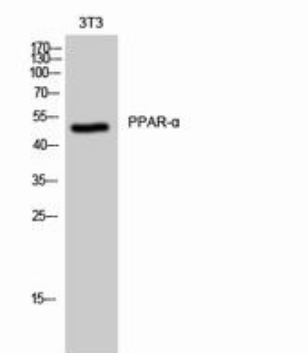
成分: PBS (without Mg<sup>2+</sup> and Ca<sup>2+</sup>), pH 7.3 containing 50% glycerol, 0.5% BSA and 0.02% sodium azide

研究领域: Epigenetics and Nuclear Signaling

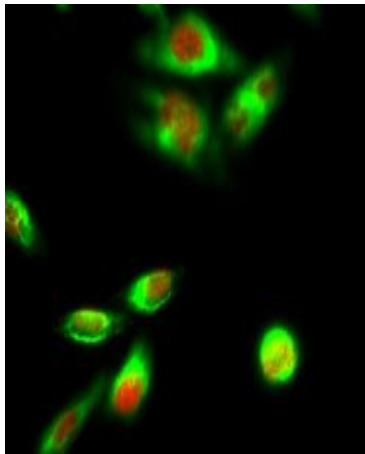
储存和运输: Store at -20°C. Avoid repeated freezing and thawing



Immunohistochemistry analysis of paraffin-embedded mouse spleen tissue using PPAR $\alpha$  antibody. High-pressure and temperature Sodium Citrate pH 6.0 was used for antigen retrieval.



Western blot analysis of PPAR alpha in 3T3 lysates using PPAR alpha antibody.



Immunofluorescence analysis of PPAR alpha in Hela cell using PPAR $\alpha$  antibody (red) and Galectin3 antibody (green)