

## PEROXIREDOXIN 1 RABBIT MAB

货号: N263487

产品全名: Peroxiredoxin 1 兔单克隆抗体

基因符号 PRDX1; PAGA; PAGB; TDPX2; Peroxiredoxin-1; Natural killer cell-enhancing factor A; NKEF-A; Proliferation-associated gene protein; PAG; Thioredoxin peroxidase 2; Thioredoxin-dependent peroxide reductase 2

**UNIPROT ID:** Q06830

背景: Involved in redox regulation of the cell. Reduces peroxides with reducing equivalents provided through the thioredoxin system but not from glutaredoxin. May play an important role in eliminating peroxides generated during metabolism. Might participate in the signaling cascades of growth factors and tumor necrosis factor- $\alpha$  by regulating the intracellular concentrations of H<sub>2</sub>O<sub>2</sub>.

抗原: A synthetic peptide of human Peroxiredoxin 1/PAG

经过测试的应用: WB, ICC/IF, IP

推荐稀释比: WB: 1/500-1/1000 IF: 1/50-1/200 IP: 1/20

种属反应性: Rabbit

克隆性: Rabbit Monoclonal

克隆编号: R04-0H5

分子量: Calculated MW: 22 kDa; Observed MW: 22 kDa

亚型: IgG

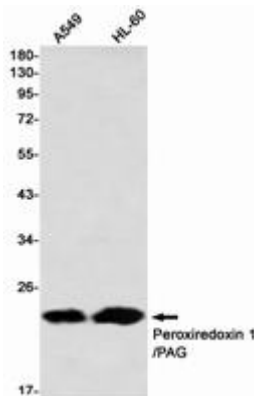
纯化: Affinity Purified

种属反应性: Human, Mouse

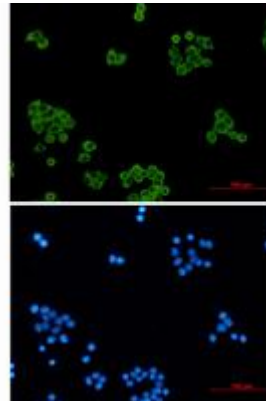
成分: PBS (without Mg<sup>2+</sup> and Ca<sup>2+</sup>), pH 7.3 containing 50% glycerol, 0.5% BSA and 0.02% sodium azide

研究领域: Cell Biology

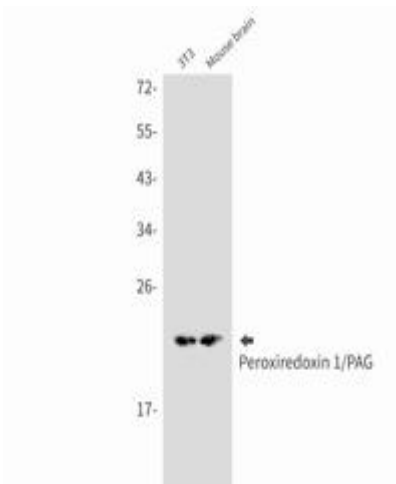
储存和运输: Store at -20°C. Avoid repeated freezing and thawing



Western blot analysis of Peroxiredoxin 1/PAG in A549, HL-60 lysates using Peroxiredoxin 1/PAG antibody



Immunocytochemistry analysis of Peroxiredoxin 1 (green) in Hela using Peroxiredoxin 1 antibody, and DAPI (blue).



Western blot analysis of Peroxiredoxin 1/PAG in 3T3, mouse brain lysates using Peroxiredoxin 1/PAG antibody.