

PACSIN3 RABBIT MAB

货号: N263137

产品全名: PACSIN3 兔单克隆抗体

基因符号 SDPIII

UNIPROT ID: Q9UKS6

背景: Plays a role in endocytosis and regulates internalization of plasma membrane proteins.

抗原: A synthetic peptide of human PACSIN3

经过测试的应用: WB,IHC-F,IHC-P,ICC/IF,IP

推荐稀释比: WB: 1/500-1/1000 IHC: 1/50-1/100 IF: 1/50-1/200 IP: 1/20

种属反应性: Rabbit

克隆性: Rabbit Monoclonal

克隆编号: R04-1F1

分子量: Calculated MW: 48 kDa; Observed MW: 48 kDa

亚型: IgG

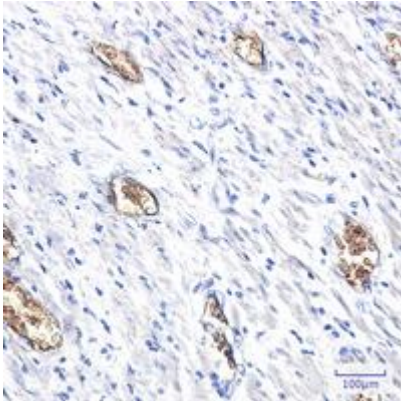
纯化: Affinity Purified

种属反应性: Human

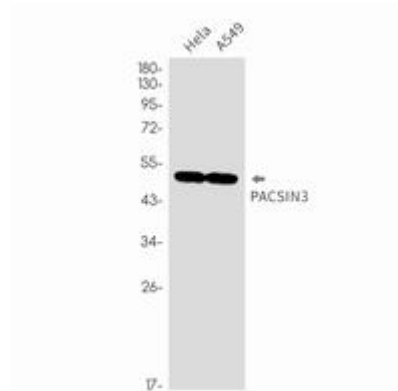
成分: PBS (without Mg²⁺ and Ca²⁺), pH 7.3 containing 50% glycerol, 0.5% BSA and 0.02% sodium azide

研究领域: -

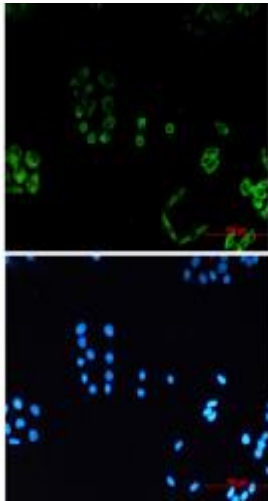
储存和运输: Store at -20°C. Avoid repeated freezing and thawing



Immunohistochemistry analysis of paraffin-embedded Human colon cancer using PACSIN3 antibody. High-pressure and temperature Sodium Citrate pH 6.0 was used for antigen retrieval.



Western blot analysis of PACSIN3 in HeLa, A549 lysates using PACSIN3 antibody.



Immunocytochemistry analysis of PACSIN3 (green) in HeLa using PACSIN3 antibody, and DAPI (blue)