

MRPS18B RABBIT MAB

货号: N263434

产品全名: MRPS18B 兔单克隆抗体

基因符号 PTD017; S18amt; C6orf14; HSPC183; MRPS18-2; HumanS18a;
MRP-S18-2

UNIPROT ID: Q9Y676

背景: Mammalian mitochondrial ribosomal proteins are encoded by nuclear genes and help in protein synthesis within the mitochondrion. Mitochondrial ribosomes (mitoribosomes) consist of a small 28S subunit and a large 39S subunit.

抗原: Recombinant protein of human MRPS18B

经过测试的应用: WB, ICC/IF, IP

推荐稀释比: WB: 1/500-1/1000 IF: 1/50-1/200 IP: 1/20

种属反应性: Rabbit

克隆性: Rabbit Monoclonal

克隆编号: R05-0C8

分子量: Calculated MW: 29 kDa; Observed MW: 29 kDa

亚型: IgG

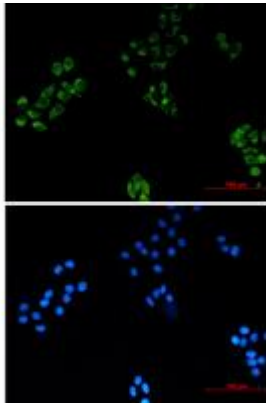
纯化: Affinity Purified

种属反应性: Human, Mouse and Rat


成分: PBS (without Mg²⁺ and Ca²⁺), pH 7.3 containing 50% glycerol, 0.5% BSA and 0.02% sodium azide

研究领域: Epigenetics and Nuclear Signaling


储存和运输: Store at -20°C. Avoid repeated freezing and thawing



Immunocytochemistry analysis of MRPS18B (green) in HeLa using MRPS18B antibody, and DAPI (blue)



Western blot analysis of MRPS18B in Raw264.7 lysates using MRPS18B antibody.



Western blot analysis of MRPS18B in A549, HL-60, U251 lysates using MRPS18B antibody.