

HSP90 BETA (3B9) MOUSE MAB

货号: N261119

产品全名: Hsp90 beta (3B9) 小鼠单抗

基因符号 HSP90AB1; HSP90B; HSPC2; HSPCB; Heat shock protein HSP 90-beta; HSP 90; Heat shock 84 kDa; HSP 84; HSP84

UNIPROT ID: P08238

背景: Molecular chaperone that promotes the maturation, structural maintenance and proper regulation of specific target proteins involved for instance in cell cycle control and signal transduction. Undergoes a functional cycle that is linked to its ATPase activity. This cycle probably induces conformational changes in the client proteins, thereby causing their activation. Interacts dynamically with various co-chaperones that modulate its substrate recognition, ATPase cycle and chaperone function.

抗原: Purified recombinant human Hsp90 beta protein fragments expressed in E.coli

经过测试的应用: WB, ICC/IF, IP

推荐稀释比: WB: 1/500-1/1000 IF: 1/50-1/200 IP: 1/20

种属反应性: Mouse

克隆性: Mouse Monoclonal

克隆编号: 3B9-D4-G4

分子量: Calculated MW: 83 kDa; Observed MW: 90 kDa

亚型: IgG1

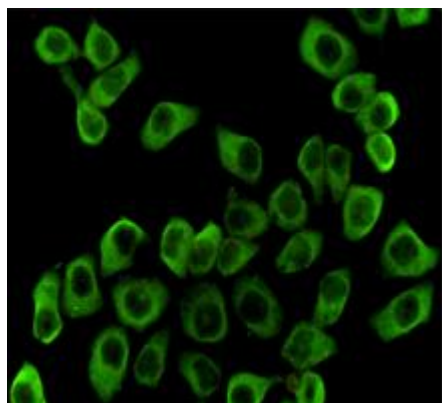
纯化: Affinity Purified

种属反应性: Human, Mouse and Rat, Monkey, Hamster


成分: PBS (without Mg²⁺ and Ca²⁺), pH 7.3 containing 50% glycerol, 0.5% BSA and 0.02% sodium azide

研究领域: Signal Transduction

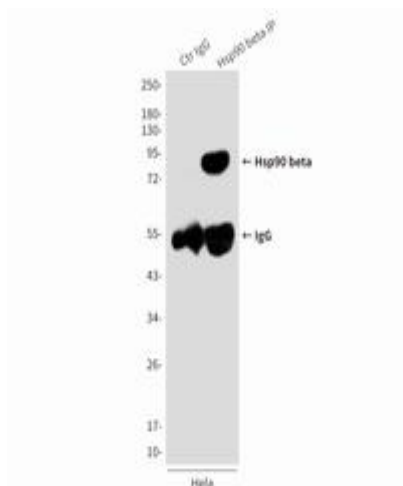
储存和运输: Store at -20°C. Avoid repeated freezing and thawing



Immunocytochemistry analysis of Hsp90 beta (3B9) in HeLa using Hsp90 beta antibody.



Western blot analysis of Hsp90 beta in HeLa, 3T3, C6, CHO-K1 and COS7 lysates using Hsp90 beta antibody.



Immunoprecipitation analysis of Hsp90 beta (3B9) in HeLa lysates using Hsp90 beta antibody.