

## HSP27 RABBIT MAB

货号: N262368

产品全名: Hsp27 兔单克隆抗体

基因符号 HSPB1; HSP27; HSP28; Heat shock protein beta-1; HspB1; 28 kDa heat shock protein; Estrogen-regulated 24 kDa protein; Heat shock 27 kDa protein; HSP 27; Stress-responsive protein 27; SRP27

**UNIPROT ID:** P04792

**背景:** Heat shock protein (HSP) 27 is one of the small HSPs that are constitutively expressed at different levels in various cell types and tissues. Like other small HSPs, HSP27 is regulated at both the transcriptional and posttranslational levels. In response to stress, the HSP27 expression increases several-fold to confer cellular resistance to the adverse environmental change. HSP27 is phosphorylated at Ser15, Ser78, and Ser82 by MAPKAPK-2 as a result of the activation of the p38 MAP kinase pathway.

**抗原:** A synthetic peptide of human Hsp27

**经过测试的应用:** WB,IHC-F,IHC-P,ICC/IF,IP

**推荐稀释比:** WB: 1/500-1/1000 IHC: 1/50-1/100 IF: 1/50-1/200 IP: 1/20

**种属反应性:** Rabbit

**克隆性:** Rabbit Monoclonal

**克隆编号:** R07-9G2

**分子量:** Calculated MW: 23 kDa; Observed MW: 27 kDa

**亚型:** IgG

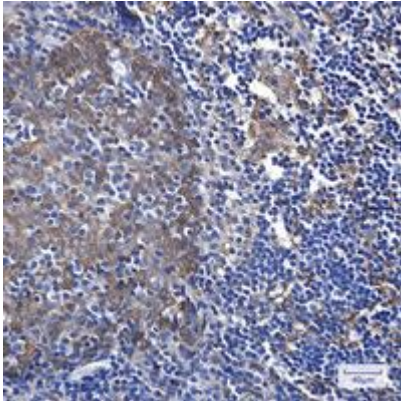
**纯化:** Affinity Purified

**种属反应性:** Human,Mouse

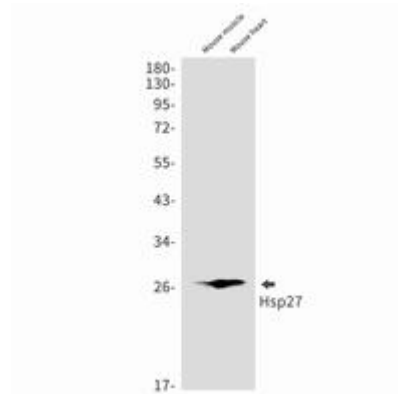
**成分:** PBS (without Mg<sup>2+</sup> and Ca<sup>2+</sup>), pH 7.3 containing 50% glycerol, 0.5% BSA and 0.02% sodium azide

**研究领域:** Signal Transduction


**储存和运输:** Store at -20°C. Avoid repeated freezing and thawing



Immunohistochemistry analysis of paraffin-embedded Human tonsil using Hsp27 antibody. High-pressure and temperature Sodium Citrate pH 6.0 was used for antigen retrieval.



Western blot analysis of Hsp27 in mouse muscle, mouse heart lysates using Hsp27 antibody.



Western blot analysis of Hsp27 in K562 lysates using Hsp27 antibody.