

## HNRNP K RABBIT MAB

货号: N262349

产品全名: hnRNP K 兔单克隆抗体

基因符号 HNRNPK; HNRPK; Heterogeneous nuclear ribonucleoprotein K; hnRNP K; Transformation up-regulated nuclear protein; TUNP

**UNIPROT ID:** P61978

**背景:** Facilitate pre-mRNA processing and transport of mRNA from the nucleus to cytoplasm. hnRNP K contains three unique structural motifs termed KH domains that bind poly(C) DNA and RNA sequences. Intricate architecture enables hnRNP K to facilitate mRNA biosynthesis, transcriptional regulation, and signal transduction. Research studies have shown that cytoplasmic hnRNP K expression is increased in oral squamous cell carcinoma and pancreatic cancer, and may be a potential prognostic factor.

**抗原:** A synthetic peptide of human hnRNP K

**经过测试的应用:** WB,IHC-P

**推荐稀释比:** WB: 1/500-1/1000 IHC: 1/50-1/100

**种属反应性:** Rabbit

**克隆性:** Rabbit Monoclonal

**克隆编号:** R07-5H0

**分子量:** Calculated MW: 51 kDa; Observed MW: 62 kDa

**亚型:** IgG

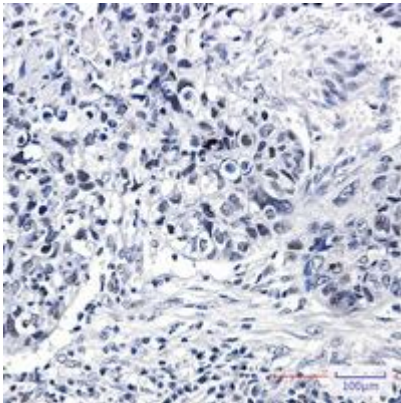
**纯化:** Affinity Purified

**种属反应性:** Human, Mouse and Rat


**成分:** PBS (without Mg<sup>2+</sup> and Ca<sup>2+</sup>), pH 7.3 containing 50% glycerol, 0.5% BSA and 0.02% sodium azide

**研究领域:** Epigenetics and Nuclear Signaling

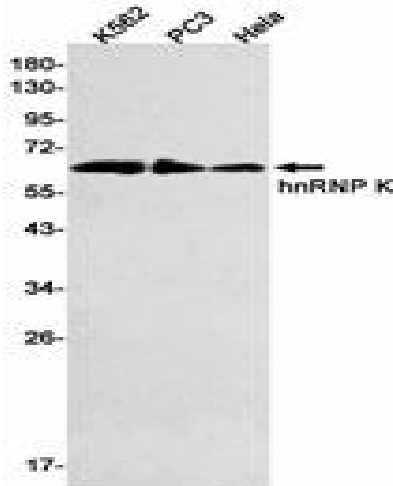
**储存和运输:** Store at -20°C. Avoid repeated freezing and thawing



Immunohistochemistry analysis of paraffin-embedded Human lung cancer using hnRNP K antibody. High-pressure and temperature Sodium Citrate pH 6.0 was used for antigen retrieval.



Western blot analysis of hnRNP K in 3T3, PC-12 lysates using hnRNP K antibody.



Western blot analysis of hnRNP K in K562, PC-3, Hela lysates using hnRNP K antibody.