

HMG4 RABBIT MAB

货号: N263369

产品全名: HMG4 兔单克隆抗体

基因符号 HMG4; HMG-4; HMG2A; HMG-2a

UNIPROT ID: O15347

背景: Multifunctional protein with various roles in different cellular compartments. May act in a redox sensitive manner. Associates with chromatin and binds DNA with a preference to non-canonical DNA structures such as single-stranded DNA. Can bend DNA and enhance DNA flexibility by looping thus providing a mechanism to promote activities on various gene promoters. Proposed to be involved in the innate immune response to nucleic acids by acting as a cytoplasmic promiscuous immunogenic DNA/RNA sensor. Negatively regulates B-cell and myeloid cell differentiation. In hematopoietic stem cells may regulate the balance between self-renewal and differentiation. Involved in negative regulation of canonical Wnt signaling.

抗原: A synthetic peptide of human HMG4

经过测试的应用: WB,IHC-P,IP

推荐稀释比: WB: 1/500-1/1000 IHC: 1/50-1/100 IP: 1/20

种属反应性: Rabbit

克隆性: Rabbit Monoclonal

克隆编号: R08-1C7

分子量: Calculated MW: 23 kDa; Observed MW: 23 kDa

亚型: IgG

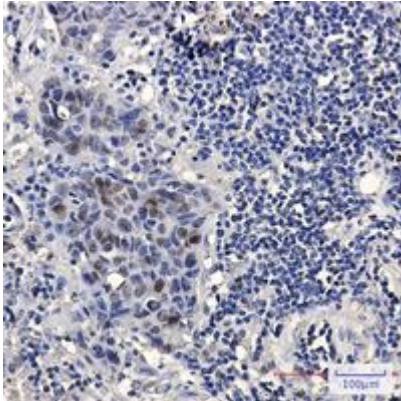
纯化: Affinity Purified

种属反应性: Human, Mouse and Rat


成分: PBS (without Mg²⁺ and Ca²⁺), pH 7.3 containing 50% glycerol, 0.5% BSA and 0.02% sodium azide

研究领域: Epigenetics and Nuclear Signaling

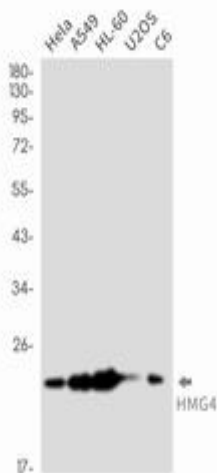
储存和运输: Store at -20°C. Avoid repeated freezing and thawing



Immunohistochemistry analysis of paraffin-embedded Human lung cancer using HMG4 antibody. High-pressure and temperature Sodium Citrate pH 6.0 was used for antigen retrieval.



Western blot analysis of HMG4 in 3T3 lysates using HMG4 antibody.



Western blot analysis of HMG4 in HeLa, A549, HL-60, U2OS, C6 lysates using HMG4 antibody.