

HISTONE H3 RABBIT PAB

货号: N225728

产品全名: Histone H3 兔多抗

基因符号 H3 histone; family 3A; H3 histone; family 3B (H3.3B); H3.3A; H3.3B; H33; H3F3; H3F3A; H3F3B; Histone H3.3

UNIPROT ID: P68431

背景: H3 Core component of nucleosome. Nucleosomes wrap and compact DNA into chromatin, limiting DNA accessibility to the cellular machineries which require DNA as a template. Histones thereby play a central role in transcription regulation, DNA repair, DNA replication and chromosomal stability.

抗原: A synthesized peptide derived from human Histone H3

经过测试的应用: WB,IHC-P,ICC/IF,ChIP

推荐稀释比: WB: 1/500-1/1000 IHC: 1/50-1/100 IF: 1/50-1/200 ChIP: 1/20

种属反应性: Rabbit

克隆性: Rabbit Polyclonal

分子量: Calculated MW: 15 kDa; Observed MW: 15 kDa

亚型: IgG

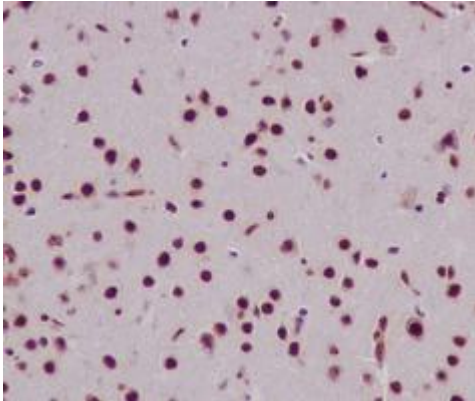
纯化: Affinity Chromatography

种属反应性: Human, Mouse and Rat

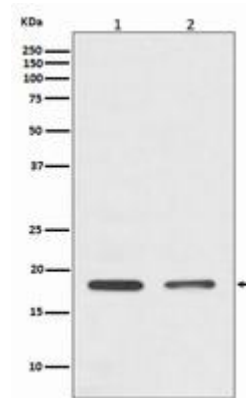
成分: PBS (without Mg²⁺ and Ca²⁺), pH 7.3 containing 50% glycerol, 0.5% BSA and 0.02% sodium azide

研究领域: Epigenetics and Nuclear Signaling

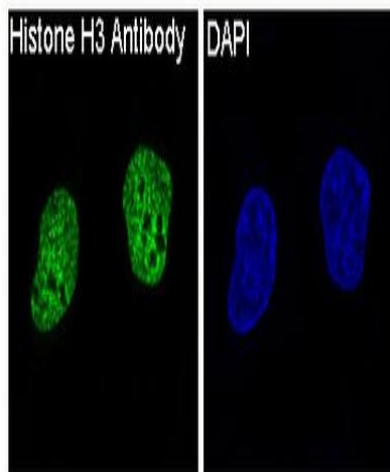
储存和运输: Store at -20°C. Avoid repeated freezing and thawing



Immunohistochemistry analysis of paraffin-embedded mouse brain using Histone H3 antibody. High-pressure and temperature Sodium Citrate pH 6.0 was used for antigen retrieval.



Western blot analysis of Histone H3 in (1) HeLa lysates; (2) 3T3 lysates using Histone H3 antibody.



Immunofluorescence analysis of Histone H3 in HeLa using Histone H3 antibody.