

HISTONE H2B RABBIT MAB

货号: N262333

产品全名: Histone H2B 兔单克隆抗体

基因符号 Histone H2B type 1-H; Histone H2B.j; H2B/j; HIST1H2BH; H2BFJ

UNIPROT ID: O60814

背景: Core component of nucleosome. Nucleosomes wrap and compact DNA into chromatin, limiting DNA accessibility to the cellular machineries which require DNA as a template. Histones thereby play a central role in transcription regulation, DNA repair, DNA replication and chromosomal stability.

抗原: A synthetic peptide of human Histone H2B

经过测试的应用: WB,IHC-P,IP

推荐稀释比: WB: 1/500-1/1000 IHC: 1/50-1/100 IP: 1/20

种属反应性: Rabbit

克隆性: Rabbit Monoclonal

克隆编号: R07-8K4

分子量: Calculated MW: 14 kDa; Observed MW: 14 kDa

亚型: IgG

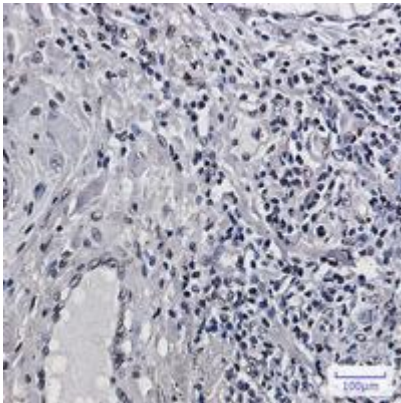
纯化: Affinity Purified

种属反应性: Human, Mouse and Rat

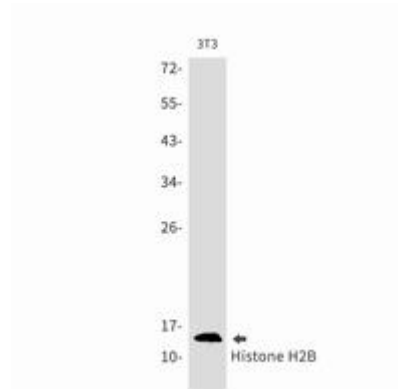
成分: PBS (without Mg²⁺ and Ca²⁺), pH 7.3 containing 50% glycerol, 0.5% BSA and 0.02% sodium azide

研究领域: Epigenetics and Nuclear Signaling

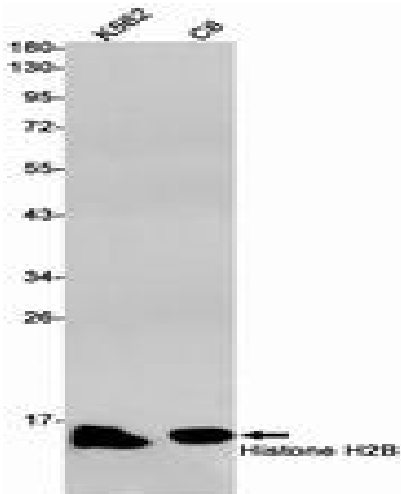
储存和运输: Store at -20°C. Avoid repeated freezing and thawing



Immunohistochemistry analysis of paraffin-embedded Human colon cancer using Histone H2B antibody. High-pressure and temperature Sodium Citrate pH 6.0 was used for antigen retrieval.



Western blot analysis of Histone H2B Receptor in 3T3 lysates using Histone H2B antibody.



Western blot analysis of Histone H2B in K562, C6 lysates using Histone H2B antibody.