

GRP78 BiP (4F11) MOUSE MAB

货号: N261400

产品全名: GRP78 BiP (4F11) 小鼠单抗

基因符号 HSPA5; GRP78; 78 kDa glucose-regulated protein; GRP-78; Endoplasmic reticulum luminal Ca(2+)-binding protein grp78; Heat shock 70 kDa protein 5; Immunoglobulin heavy chain-binding protein; BiP

UNIPROT ID: P11021

背景: When Chinese hamster K12 cells are starved of glucose, the synthesis of several proteins, called glucose-regulated proteins (GRPs), is markedly increased. Hendershot et al. (1994) (PubMed 8020977) pointed out that one of these, GRP78 (HSPA5), also referred to as 'immunoglobulin heavy chain-binding protein' (BiP), is a member of the heat-shock protein-70 (HSP70) family and is involved in the folding and assembly of proteins in the endoplasmic reticulum (ER).

抗原: Purified recombinant human BiP/GRP78 protein expressed in E.coli.

经过测试的应用: WB, ICC/IF, IP

推荐稀释比: WB: 1/500-1/1000 IF: 1/50-1/200 IP: 1/20

种属反应性: Mouse

克隆性: Mouse Monoclonal

克隆编号: 4F11-D5-C10

分子量: Calculated MW: 72 kDa; Observed MW: 78 kDa

亚型: IgG2b

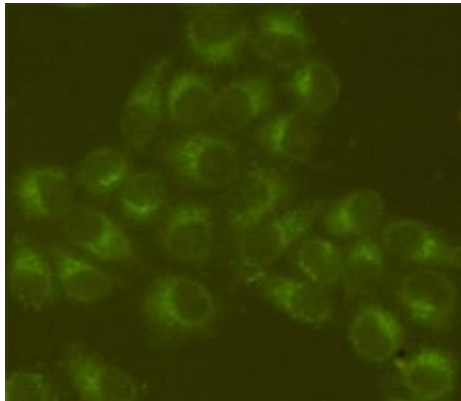
纯化: Affinity Purified

种属反应性: Human, Mouse and Rat


成分: PBS (without Mg²⁺ and Ca²⁺), pH 7.3 containing 50% glycerol, 0.5% BSA and 0.02% sodium azide

研究领域: Neuroscience&Prion disease

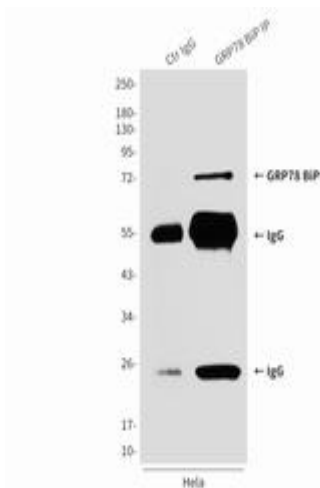
储存和运输: Store at -20°C. Avoid repeated freezing and thawing



Immunofluorescence analysis of GRP78 BiP (4F11) in HeLa using BiP/GRP78 antibody.



Western blot analysis of GRP78 BiP (4F11) in 3T3, A549, C6 and HeLa lysates using BiP/GRP78 antibody.



Immunoprecipitation analysis of GRP78 BiP (4F11) in HeLa lysates using BiP/GRP78 antibody. Western blot analysis of BiP/GRP78 using BiP/GRP78 antibody.