

## FH (2A3) MOUSE MAB

货号: N261252

产品全名: FH (2A3) 小鼠单抗

基因符号 Fumarate hydratase; mitochondrial; Fumarase

**UNIPROT ID:** P07954

背景: Also acts as a tumor suppressor. Miscellaneous There are 2 substrate-binding sites: the catalytic A site, and the non-catalytic B site that may play a role in the transfer of substrate or product between the active site and the solvent. Alternatively, the B site may bind allosteric effectors .

抗原: Recombinant Protein of FH Fumarase

经过测试的应用: WB, ICC/IF

推荐稀释比: WB: 1/500-1/1000 IF: 1/50-1/200

种属反应性: Mouse

克隆性: Mouse Monoclonal

克隆编号: 2A3-9F5-1E8

分子量: Calculated MW: 55 kDa; Observed MW: 50 kDa

亚型: IgG1

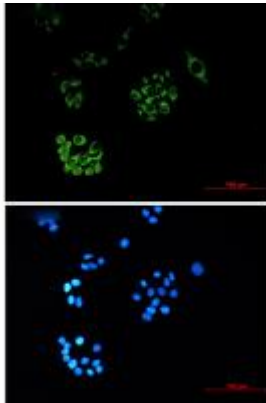
纯化: Affinity Purified

种属反应性: Human, Mouse and Rat

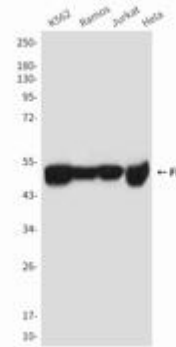
成分: PBS (without Mg<sup>2+</sup> and Ca<sup>2+</sup>), pH 7.3 containing 50% glycerol, 0.5% BSA and 0.02% sodium azide

研究领域: Signal Transduction


储存和运输: Store at -20°C. Avoid repeated freezing and thawing



Immunocytochemistry analysis of FH/Fumarase (2A3) (green) in HeLa using FH/Fumarase (2A3) antibody, and DAPI (blue)



Western blot analysis of Fumarase in K562, Ramos, Jurkat, HeLa lysates using Fumarase (2A3) antibody.



Western blot analysis of FH (2A3) in CHO-K1, rat brain, C6, 3T3, HeLa lysates using Fumarase (2A3) antibody.