

FGF20 RABBIT PAB

货号: N225060

产品全名: FGF20 兔多抗

基因符号 FGF20; Fibroblast growth factor 20; FGF-20

UNIPROT ID: Q9NP95

背景: The protein encoded by this gene is a member of the fibroblast growth factor family. The fibroblast growth factors possess broad mitogenic and cell survival activities, and are involved in a variety of biological processes including embryonic development, cell growth, morphogenesis, tissue repair, tumor growth and invasion. This gene product is a secreted neurotrophic factor but lacks a typical signal peptide. It is expressed in normal brain, particularly the cerebellum, and may regulate central nervous system development and function. Homodimerization of this protein was shown to regulate its receptor binding activity and concentration gradient in the extracellular matrix. Genetic variations of this gene have been associated with Parkinson disease susceptibility.

抗原: The antiserum was produced against synthesized peptide derived from the Internal region of human FGF20. AA range:151-200

经过测试的应用: WB,IHC-P,ELISA

推荐稀释比: WB: 1/500-1/1000 IHC: 1/50-1/100 ELISA: 1/10000

种属反应性: Rabbit

克隆性: Rabbit Polyclonal

分子量: Calculated MW: 23 kDa; Observed MW: 23 kDa

亚型: IgG

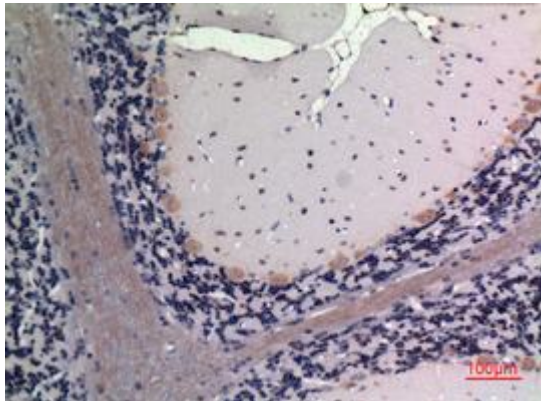
纯化: Affinity Purified

种属反应性: Human, Mouse and Rat

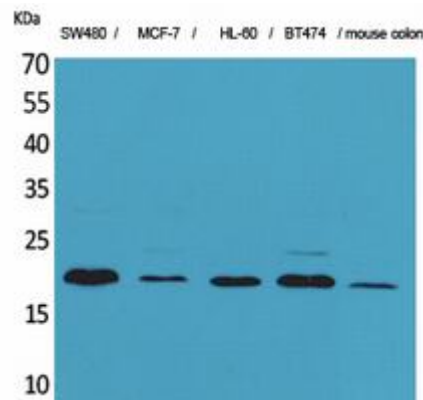
成分: PBS (without Mg²⁺ and Ca²⁺), pH 7.3 containing 50% glycerol, 0.5% BSA and 0.02% sodium azide

研究领域: Signal Transduction

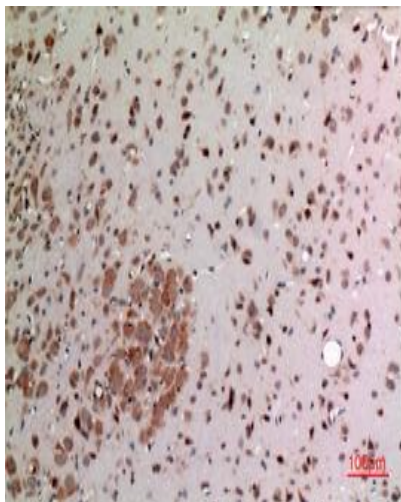
储存和运输: Store at -20°C. Avoid repeated freezing and thawing



Immunohistochemistry analysis of paraffin-embedded rat brain using FGF20 antibody. High-pressure and temperature Sodium Citrate pH 6.0 was used for antigen retrieval.



Western blot analysis of FGF20 in SW480, MCF-7, HL-60, BT474, mouse colon lysates using FGF20 antibody.



Immunohistochemistry analysis of paraffin-embedded rat brain using FGF20 antibody. High-pressure and temperature Sodium Citrate pH 6.0 was used for antigen retrieval.