

CARBONIC ANHYDRASE 1 RABBIT MAB

货号: N261955

产品全名: Carbonic Anhydrase 1 兔单克隆抗体

基因符号 CA1; Carbonic anhydrase 1; Carbonate dehydratase I;
Carbonic anhydrase B; CAB; Carbonic anhydrase I; CA-I

UNIPROT ID: P00915

背景: Reversible hydration of carbon dioxide. Can hydrates cyanamide to urea.

抗原: A synthetic peptide of human Carbonic Anhydrase I

经过测试的应用: WB,IHC-P

推荐稀释比: WB: 1/500-1/1000 IHC: 1/50-1/100

种属反应性: Rabbit

克隆性: Rabbit Monoclonal

克隆编号: R03-8F1

分子量: Calculated MW: 29 kDa; Observed MW: 29 kDa

亚型: IgG

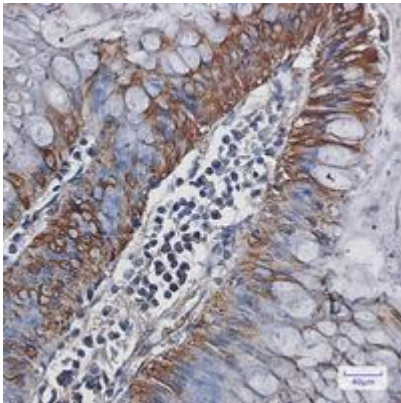
纯化: Affinity Purified

种属反应性: Human, Mouse and Rat

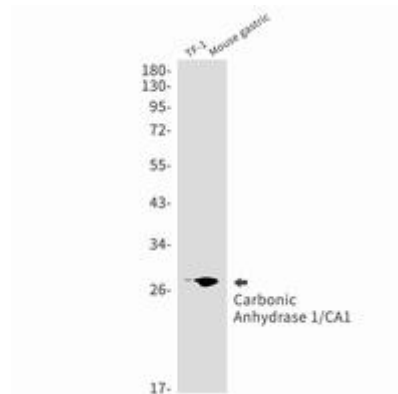
成分: PBS (without Mg²⁺ and Ca²⁺), pH 7.3 containing 50% glycerol, 0.5% BSA and 0.02% sodium azide

研究领域: Cardiovascular


储存和运输: Store at -20°C. Avoid repeated freezing and thawing



Immunohistochemistry analysis of paraffin-embedded Human colon cancer using Carbonic Anhydrase I antibody. High-pressure and temperature Sodium Citrate pH 6.0 was used for antigen retrieval.



Western blot analysis of Carbonic Anhydrase I/CAI in TF1, mouse gastric lysates using Carbonic Anhydrase I antibody.



Western blot analysis of Carbonic Anhydrase I/CAI in rat Brain lysates using Carbonic Anhydrase I/CAI antibody.