

## BNIP3 RABBIT MAB

货号: N261743

产品全名: BNIP3 兔单克隆抗体

基因符号 BNIP3; NIP3

**UNIPROT ID:** Q12983

背景: Apoptosis-inducing protein that, which can overcome BCL2 suppression. May play a role in repartitioning calcium between the two major intracellular calcium stores in association with BCL2.

抗原: A synthetic peptide of human BNIP3

经过测试的应用: WB, ICC/IF

推荐稀释比: WB: 1/500-1/1000 IF: 1/50-1/200

种属反应性: Rabbit

克隆性: Rabbit Monoclonal

克隆编号: R09-1G8

分子量: Calculated MW: 22 kDa; Observed MW: 28 kDa

亚型: IgG

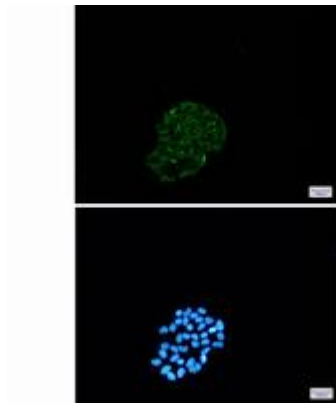
纯化: Affinity Purified

种属反应性: Human, Rat


成分: PBS (without Mg<sup>2+</sup> and Ca<sup>2+</sup>), pH 7.3 containing 50% glycerol, 0.5% BSA and 0.02% sodium azide

研究领域: Cell Biology


储存和运输: Store at -20°C. Avoid repeated freezing and thawing



Immunocytochemistry analysis of BNIP3 (green) in HeLa using BNIP3 antibody, and DAPI (blue)



Western blot analysis of BNIP3 in SH-SY5Y lysates using BNIP3 antibody.



Western blot analysis of BNIP3 in rat Brain lysates using BNIP3 antibody.