

ADK RABBIT MAB

货号: N263211

产品全名: ADK 兔单克隆抗体

基因符号 ADK; Adenosine kinase; AK; Adenosine 5'-phosphotransferase

UNIPROT ID: P55263

背景: ATP dependent phosphorylation of adenosine and other related nucleoside analogs to monophosphate derivatives. Serves as a potential regulator of concentrations of extracellular adenosine and intracellular adenine nucleotides.

抗原: Recombinant protein of human ADK

经过测试的应用: WB,IHC-P

推荐稀释比: WB: 1/500-1/1000 IHC: 1/50-1/100

种属反应性: Rabbit

克隆性: Rabbit Monoclonal

克隆编号: R05-0G0

分子量: Calculated MW: 41 kDa; Observed MW: 41 kDa

亚型: IgG

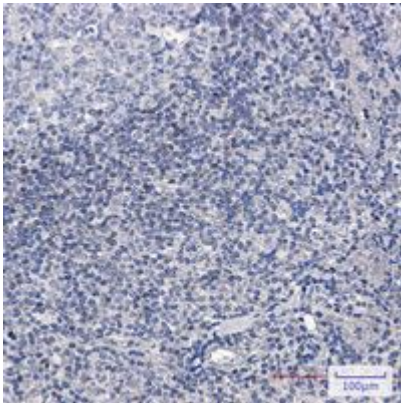
纯化: Affinity Purified

种属反应性: Human, Mouse and Rat


成分: PBS (without Mg²⁺ and Ca²⁺), pH 7.3 containing 50% glycerol, 0.5% BSA and 0.02% sodium azide

研究领域: Signal Transduction

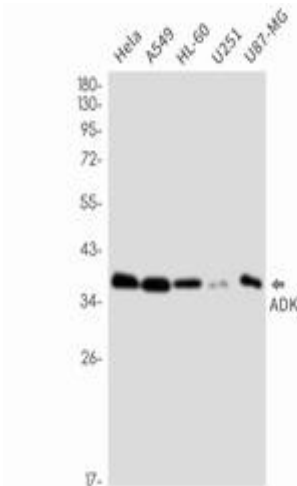
储存和运输: Store at -20°C. Avoid repeated freezing and thawing



Immunohistochemistry analysis of paraffin-embedded Human tonsil using ADK antibody. High-pressure and temperature Sodium Citrate pH 6.0 was used for antigen retrieval.



Western blot analysis of ADK in PC-12, Raw264.7 lysates using ADK antibody.



Western blot analysis of ADK in HeLa, A549, HL-60, U251, U87-MG lysates using ADK antibody.